

Performance and risk statistics¹

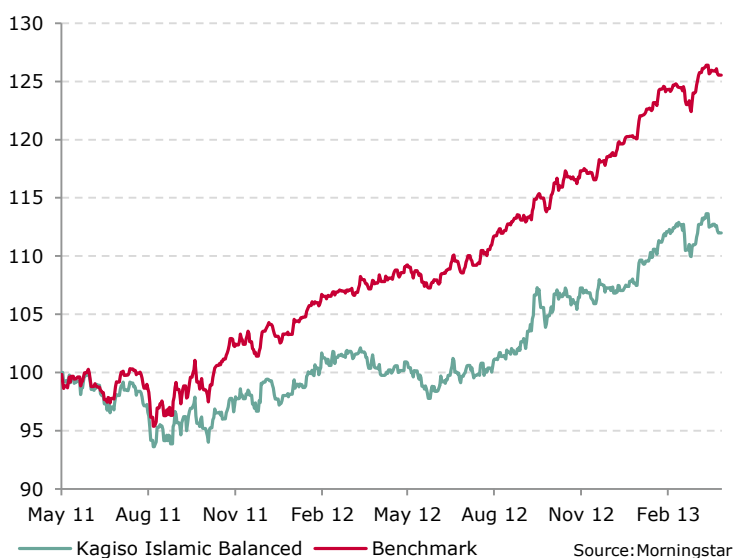
	Fund	Benchmark	Outperformance
1 year	11.6%	16.3%	-4.7%
Since inception	6.1%	12.5%	-6.4%

Performances annualised

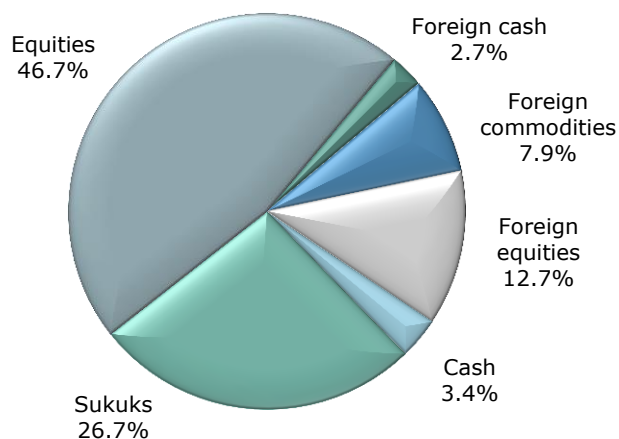
	Fund	Benchmark
Annualised deviation	5.6%	4.7%
Sharpe ratio	-1.2	-1.3
Maximum gain*	13.1%	14.7%
Maximum drawdown*	-4.8%	-1.6%
% Positive months	65.2%	78.3%


*Maximum % increase/decline over any period

Cumulative performance since inception



Effective asset allocation exposure



Portfolio manager	Abdulazeez Davids
Fund category	South African - Multi Asset - High Equity
Fund objective	A Sharia-compliant fund that aims to provide steady long-term returns and capital growth within the constraints of the statutory investment restrictions for retirement funds.
Risk profile	 Medium
Suitable for	Muslim investors requiring a Sharia-compliant portfolio appropriate for retirement schemes. Investors would also be seeking to build and grow their long-term retirement capital, while preserving the purchasing power thereof over the long-term and limiting exposure to short-term market fluctuations.
Benchmark	South African - Multi Asset - High Equity funds mean
Launch date	3 May 2011
Fund size	R468.6 million
NAV	111.2 cents
Distribution dates	30 June, 31 December
Last distribution	31 December 2012: 0.75 cpu
Minimum investment	Lump sum: R5 000; Debit order: R500
Fees (excl. VAT)	Initial fee: 0.00% Financial adviser fee: max 3.00% Ongoing advice fee: max 1.00% pa Annual management fee: 1.25%
TER²	1.70%
Sharia advisory and supervisory board	Members: Sheigh Mohammed Tauha Karaan Mufti Zubair Bayat Mufti Ahmed Suliman

Unconventional thinking. Superior performance

Top ten equity holdings

	% of fund
Sasol	7.9
MTN	6.2
Microsoft Corporation	6.0
ETFS Physical Palladium	5.2
Anglo American	5.1
Mondi	4.7
Tongaat Hulett	3.5
Anglogold Ashanti	3.2
BHP Billiton	3.1
ETFS Physical Platinum	2.0
Total	47.0

The Kagiso unit trust fund range is offered by Kagiso Collective Investments Limited (Kagiso), registration number 2010/009289/06, a voting member of the Association for Savings and Investment SA (ASISA). Kagiso is a subsidiary of Kagiso Asset Management (Pty) Limited [a licensed financial services provider (FSP No. 784)], the investment manager of the unit trust funds. Unit trusts are generally medium to long-term investments. The value of units will fluctuate and past performance should not be used as a guide for future performance. Unit trusts are traded at ruling prices and can engage in scrip lending and borrowing. Exchange rate movements, where applicable, may affect the value of underlying investments. Different classes of units may apply and are subject to different fees and charges. A schedule of the maximum fees, charges and commissions is available upon request. Commission and incentives may be paid, and if so, would be included in the overall costs. All funds are valued and priced at 15:00 each business day and at 17:00 on the last business day of the month. Forward pricing is used. The deadline for receiving instructions is 14:00 each business day in order to ensure same day value.

¹ Performance is quoted from Morningstar as at month-end for a lump sum investment using Class A Net Asset Value (NAV) prices with income distributions reinvested. NAV refers to the value of the fund's assets less the value of its liabilities, divided by the number of units in issue. Performance figures are quoted after the deduction of all costs incurred within the fund.

² The Total Expense Ratio (TER) is calculated as a percentage of the average NAV of the portfolio incurred as charges, levies and fees in the management of the portfolio for a rolling 12-month period to end March 2013. A higher TER ratio does not necessarily imply a poor return nor does a low TER imply a good return. The current disclosed TER cannot be regarded as an indication of future TERs.

Quarterly commentary

The global economy continued its slow crawl during the first quarter of 2013. The endemic debt crisis in the Eurozone reared its head in Cyprus, as a further symptom of the economic problems in the developed world. Developed market central banks continue to pour stimulus into the markets at an unprecedented rate in their continuing attempt to support the recovery. The Bank of Japan's recently announced 'Quantitative and Qualitative Monetary Easing Programme' had an immediate impact on risk assets around the globe.

Locally, weak export demand, buoyant but slowing consumer spending, slow infrastructure development and chronic labour unrest in the mining, transport and agricultural sectors all contributed to a sluggish economy. This, along with a high current account deficit, negatively affected the rand, which was the worst performing emerging market currency over the quarter. During this period, the rand lost 8.1% and 5.3% respectively against the US dollar and the euro.

Developed equity markets rebounded strongly during the quarter. Positively interpreted comments from the US Federal Reserve officials contributed to US equities gaining 10%, propelling the S&P 500 index to a new high. The Japanese equity market was a strong performer, with the Nikkei 225 index gaining 19.3%. European equities gained 5% during the period, underperforming the global market as the events in Cyprus seemed to dampen investor sentiment. The MSCI Emerging Markets index was down 9.7% (in US dollar terms).

Despite deteriorating macroeconomic fundamentals, the South African equity market continued to set new records, with the FTSE/JSE All Share index reaching an all-time high of 40984 in March. Given the debt woes and weak economic activity plaguing developed economies, South Africa has attracted significant foreign investment over the last few years. During the quarter, foreigners bought R3 billion of SA equities and R14.1 billion of SA bonds. Foreign investors now own more than one-third of the local bond market and of the shares trading on the JSE Securities Exchange – an all-time record for both asset classes.

The FTSE/JSE All Share index gained 2.5% over the quarter, with industrials up 6.3%, and financials up 5.9%. Resources (down 6.0%) continued to be weighed down by weakening commodity prices in part from weaker Chinese demand, as their economic growth moderates. However, the weaker rand should provide some support to resources earnings in the short term.

Most commodities relevant to South African miners lost ground in US dollar terms. Gold was down 4.6% and copper lost 7.1%. Platinum, however, was up 3.5%. The oil price (Brent Crude) rose above US\$120/barrel for the first time in almost a year, but fell back as the US showed strong inventory figures, ending the quarter 2.2% lower.

The rand's depreciation has placed upward pressure on inflation expectations. The revised Consumer Price Inflation basket has now been implemented and inflation rose to 5.9% at its most recent reading for February. The effects of a weaker rand, rising food prices, rising administered prices such as fuel and electricity and real wage increases are the main upside risks to inflation, which we expect to breach the South African Reserve Bank's target band in mid-2013.

The Kagiso Islamic Balanced Fund underperformed the average fund in the ASISA South African Multi Asset High Equity sector for the quarter due to the lack of exposure to financial shares and our large position in Tongaat. While our current overweight position in resources shares and underweight position in industrials has affected our short-term performance, we believe it is appropriate to position our clients in deeply undervalued shares in anticipation of strong capital gains and avoid the permanent capital losses we expect in vastly overvalued shares. Mondi (up 36.5%), AECI (up 27.9%), Sasol (up 12.3%) and Tongaat Hulett (up 7.6%) were strong performers for the fund, while our exposure to BHP Billiton (down 7.8%), MTN (down 6.2%) and Anglo American (down 6.0%) detracted from performance.

Looking ahead, we continue to be cautious given the contradiction between vulnerable global and local economies and a market at all-time highs. Ever-increasing monetary stimulus is continuing to distort local asset prices in certain sectors and the risk of permanent capital losses remains elevated.

The fund continues to be positioned in our best ideas, based on our team's proven bottom-up stock-picking process. Significant hedging provides capital protection in an increasingly expensive market.

Portfolio manager

Abdulazeez Davids